

**Identity Data 2014 © CDSM [www.cultdyn.co.uk](http://www.cultdyn.co.uk) [pat@cultdyn.co.uk](mailto:pat@cultdyn.co.uk)**

Composed by Chris Rose [chris@campaignstrategy.co.uk](mailto:chris@campaignstrategy.co.uk)

Technical questions should be addressed to Pat Dade [pat@cultdyn.co.uk](mailto:pat@cultdyn.co.uk)

(1) [Q17] Choose all the facts you feel are important in your identity – who you feel you are.

(2) [Q18] Choose the THREE facts that are MOST important to you.

**Options:**

My nationality (English, Welsh, etc)

Being British

My county or city (Yorkshire, London, etc)

My local area

Being a parent

Being European

My social class

Being the sex I am

My skin colour

My religion

My tastes

My occupation

My standard of living, possessions

My family history

My age, stage of life

My intelligence

My creative abilities

My emotions and feelings

My imagination and fantasy

My practical abilities

My political convictions

My educational achievements

My interests

My principles and values

My circle of friends

My income

My body, face, hair

The way I dress

The way I speak

My ethnic origins




None of these

Base 3594



Data collected October and November 2014 as part of British Values Survey

Note on tables:

The coloured boxes indicate significant positive or negative associations at 95%, 97.5% or 99% levels. White indicates no departure from the 'average'.

	Over-represented, significant at 99% confidence level.
	Over-represented, significant at 97.5% confidence level.
	Over-represented, significant at 95% confidence level.
	Neither over nor under represented (at or close to population average)
	Under represented, significant at 95% confidence level
	Under represented, significant at 97.5% confidence level
	Under represented, significant at 99% confidence level

In the extract below Pioneers under-index and Settlers over-index on this option. The 'index' takes into account the different sizes of the three Maslow Groups in the population (this survey found 34.5% Pioneers nationally, 36.9% Prospectors and 28.6% Settlers), as well as the response to the option.

Choose all the facts you feel are important in your				
Sum of CWSA	mg			
Q17_1	Pion	Pros	Sett	Grand Tot:
My nationality (English, Welsh)	448	545	521	1514
	36.1%	41.1%	50.7%	42.1%
	29.6%	36.0%	34.4%	
	 86	98	 120	

The first row shows the number of people selecting the option (eg 448 Pioneers), the next row shows the % within each column (eg of Pioneers 36.1%) selecting the option, and the next row shows the % of each values group making up that option (eg 29.6% Pioneer). The index figure shows the % departure from average (eg Pioneer 86, 14% less than average).

Q1 [Q17]

Choose all the facts you feel are important in your				
Sum of CWSA	mg			
Q17_1	Pion	Pros	Sett	Grand Tot
My nationality (English, Welsh, Scottish, Irish)	448	545	521	1514
	36.1%	41.1%	50.7%	42.1%
	29.6%	36.0%	34.4%	
	86	98	120	
Being British	412	509	492	1412
	33.2%	38.4%	47.8%	39.3%
	29.2%	36.0%	34.8%	
	84	98	122	
My county or city (Yorkshire, Lancashire, Derbyshire, Cheshire, Merseyside, Greater Manchester, East of England, London, Midlands, North East, South East, South West, West Midlands)	216	246	225	686
	17.4%	18.5%	21.9%	19.1%
	31.5%	35.8%	32.7%	
	91	97	115	
My local area	278	271	241	790
	22.4%	20.4%	23.5%	22.0%
	35.2%	34.3%	30.5%	
	102	93	107	
Being a parent	393	429	381	1204
	31.7%	32.4%	37.1%	33.5%
	32.7%	35.6%	31.7%	
	95	97	111	
Being European	103	53	26	182
	8.3%	4.0%	2.5%	5.1%
	56.9%	28.9%	14.1%	
	165	78	49	
My social class	90	176	76	341
	7.2%	13.2%	7.4%	9.5%
	26.4%	51.4%	22.2%	
	76	140	78	
Being the sex I am	284	292	189	765
	22.9%	22.0%	18.4%	21.3%
	37.1%	38.2%	24.7%	
	108	104	86	
My skin colour	60	159	108	327
	4.8%	12.0%	10.5%	9.1%
	18.2%	48.7%	33.0%	
	53	132	116	
My religion	167	153	93	413
	13.5%	11.5%	9.1%	11.5%
	40.4%	37.0%	22.6%	
	117	100	79	
My tastes	483	511	333	1327
	38.9%	38.5%	32.4%	36.9%
	36.4%	38.5%	25.1%	
	105	104	88	
My occupation	193	278	95	567
	15.6%	21.0%	9.2%	15.8%
	34.1%	49.1%	16.7%	
	99	133	58	
My standard of living, possessions	131	308	160	598
	10.5%	23.2%	15.6%	16.6%
	21.8%	51.5%	26.7%	
	63	140	93	
My family history	298	392	269	959
	24.0%	29.5%	26.2%	26.7%
	31.1%	40.8%	28.1%	
	90	111	98	
My age, stage of life	399	424	305	1128
	32.1%	32.0%	29.7%	31.4%
	35.4%	37.6%	27.0%	
	102	102	95	

My intelligence	678	574	427	1679
	54.6%	43.3%	41.6%	46.7%
	40.4%	34.2%	25.5%	
	117	93	89	
My creative abilities	423	353	209	985
	34.1%	26.7%	20.4%	27.4%
	42.9%	35.8%	21.2%	
	124	97	74	
My emotions and feelings	571	518	382	1471
	46.0%	39.1%	37.2%	40.9%
	38.8%	35.2%	26.0%	
	112	96	91	
My imagination and fantasy	282	224	145	650
	22.7%	16.9%	14.1%	18.1%
	43.3%	34.4%	22.3%	
	125	93	78	
My practical abilities	420	339	258	1018
	33.8%	25.6%	25.1%	28.3%
	41.3%	33.3%	25.4%	
	120	90	89	
My political convictions	222	116	110	448
	17.9%	8.8%	10.7%	12.5%
	49.4%	26.0%	24.6%	
	143	70	86	
My educational achievement	269	254	126	649
	21.6%	19.1%	12.3%	18.0%
	41.4%	39.1%	19.5%	
	120	106	68	
My interests	725	632	495	1853
	58.4%	47.7%	48.2%	51.5%
	39.1%	34.1%	26.7%	
	113	93	93	
My principles and values	703	561	435	1699
	56.7%	42.3%	42.3%	47.3%
	41.4%	33.0%	25.6%	
	120	90	89	
My circle of friends	405	409	290	1103
	32.6%	30.8%	28.2%	30.7%
	36.7%	37.0%	26.3%	
	106	100	92	
My income	77	193	75	345
	6.2%	14.6%	7.3%	9.6%
	22.4%	55.9%	21.7%	
	65	152	76	
My body, face, hair	202	425	163	790
	16.3%	32.0%	15.9%	22.0%
	25.6%	53.7%	20.7%	
	74	146	72	
The way I dress	198	410	164	772
	16.0%	31.0%	16.0%	21.5%
	25.6%	53.1%	21.2%	
	74	144	74	
The way I speak	275	358	231	863
	22.2%	27.0%	22.4%	24.0%
	31.9%	41.4%	26.7%	
	92	112	93	
My ethnic origins	87	113	66	266
	7.0%	8.5%	6.5%	7.4%
	32.6%	42.5%	24.9%	
	94	115	87	
None of these	48	32	48	128
	3.9%	2.4%	4.6%	3.6%
	37.8%	25.2%	37.1%	
	109	68	130	
Grand Total	1241	1325	1028	3594
	34.5%	36.9%	28.6%	

Choose all the facts you feel are important in your													
Sum of CWSA	vm												
Q17__1	TS	CE	FI	TX	TP	NP	HF	GD	CF	BNW	SS	RT	Grand Tot
My nationality (English, Welsh, Scottish, Irish)	81	107	130	130	87	157	107	194	155	141	91	135	1514
	39.6%	42.9%	36.9%	30.0%	38.2%	37.2%	51.5%	41.4%	49.5%	52.4%	51.7%	49.6%	42.1%
	5.3%	7.1%	8.6%	8.6%	5.7%	10.4%	7.1%	12.8%	10.2%	9.3%	6.0%	8.9%	
	94	102	88	71	91	88	122	98	117	124	123	118	
Being British	83	79	129	121	78	147	97	188	149	136	80	127	1412
	40.6%	31.7%	36.5%	27.8%	34.4%	34.7%	46.4%	40.2%	47.7%	50.6%	45.5%	46.7%	39.3%
	5.9%	5.6%	9.1%	8.6%	5.5%	10.4%	6.8%	13.3%	10.6%	9.6%	5.7%	9.0%	
	103	81	93	71	88	88	118	102	121	129	116	119	
My county or city (Yorkshire, London, the Midlands, the North East, the South East)	37	41	60	79	39	69	57	81	78	49	47	51	686
	17.9%	16.5%	16.9%	18.1%	17.2%	16.3%	27.2%	17.3%	25.0%	18.4%	26.5%	18.7%	19.1%
	5.3%	6.0%	8.7%	11.5%	5.7%	10.0%	8.3%	11.8%	11.4%	7.2%	6.8%	7.4%	
	94	86	88	95	90	85	142	91	131	97	139	98	
My local area	47	51	68	112	32	85	52	103	74	61	41	65	790
	22.8%	20.5%	19.3%	25.8%	14.1%	20.0%	24.7%	22.0%	23.6%	22.9%	23.4%	23.9%	22.0%
	5.9%	6.5%	8.6%	14.2%	4.0%	10.7%	6.5%	13.0%	9.3%	7.8%	5.2%	8.2%	
	104	93	88	117	64	91	113	100	107	104	107	109	
Being a parent	68	87	113	125	71	136	69	153	126	97	71	87	1204
	33.2%	34.8%	32.2%	28.8%	31.4%	32.2%	33.1%	32.8%	40.4%	36.0%	40.5%	32.2%	33.5%
	5.6%	7.2%	9.4%	10.4%	5.9%	11.3%	5.7%	12.7%	10.5%	8.0%	5.9%	7.3%	
	99	104	96	86	94	96	99	98	120	108	121	96	
Being European	7	16	21	60	5	21	11	16	8	5	7	6	182
	3.3%	6.5%	5.8%	13.8%	2.1%	5.0%	5.1%	3.4%	2.5%	1.7%	4.0%	2.3%	5.1%
	3.7%	9.0%	11.3%	32.9%	2.7%	11.7%	5.9%	8.7%	4.3%	2.6%	3.9%	3.4%	
	65	129	116	272	42	100	101	67	49	34	80	45	
My social class	10	12	26	42	24	59	26	66	24	24	7	20	341
	4.9%	4.8%	7.4%	9.7%	10.6%	13.9%	12.7%	14.2%	7.8%	9.0%	4.1%	7.4%	9.5%
	2.9%	3.5%	7.6%	12.3%	7.0%	17.3%	7.8%	19.4%	7.2%	7.0%	2.1%	5.9%	
	51	51	78	102	112	147	134	149	82	94	43	78	
Being the sex I am	37	52	81	114	40	109	39	105	58	55	34	42	765
	17.9%	21.0%	23.1%	26.2%	17.5%	25.8%	18.7%	22.4%	18.5%	20.5%	19.2%	15.6%	21.3%
	4.8%	6.8%	10.7%	14.9%	5.2%	14.3%	5.1%	13.7%	7.6%	7.2%	4.4%	5.5%	
	84	99	109	123	82	121	88	105	87	96	90	73	
My skin colour	13	4	19	23	18	52	25	64	26	39	14	28	327
	6.3%	1.8%	5.4%	5.3%	7.9%	12.3%	12.2%	13.7%	8.3%	14.7%	8.1%	10.4%	9.1%
	3.9%	1.4%	5.9%	7.1%	5.5%	15.9%	7.8%	19.6%	8.0%	12.1%	4.4%	8.6%	
	69	20	60	58	87	135	134	150	92	162	89	114	
My religion	27	34	36	70	18	54	25	56	38	16	13	27	413
	13.4%	13.8%	10.2%	16.0%	7.8%	12.8%	12.0%	11.9%	12.1%	6.0%	7.2%	9.9%	11.5%
	6.6%	8.3%	8.7%	16.8%	4.3%	13.1%	6.1%	13.5%	9.2%	3.9%	3.1%	6.5%	
	116	120	88	139	68	112	105	104	105	52	63	86	
My tastes	61	76	151	195	76	204	79	152	122	78	58	75	1327
	29.8%	30.6%	42.9%	44.8%	33.3%	48.3%	37.9%	32.5%	38.9%	29.2%	33.3%	27.6%	36.9%
	4.6%	5.8%	11.4%	14.7%	5.7%	15.4%	5.9%	11.4%	9.2%	5.9%	4.4%	5.6%	
	81	83	116	121	90	131	103	88	105	79	90	75	
My occupation	25	19	67	82	33	93	39	113	45	24	10	15	567
	12.0%	7.7%	19.1%	18.9%	14.5%	22.1%	18.6%	24.3%	14.3%	9.1%	5.9%	5.6%	15.8%
	4.3%	3.4%	11.9%	14.5%	5.8%	16.5%	6.8%	20.0%	7.9%	4.3%	1.8%	2.7%	
	76	49	121	120	92	140	118	154	91	58	37	36	
My standard of living, possessions	26	8	57	40	23	114	47	124	53	58	19	30	598
	12.7%	3.0%	16.1%	9.2%	10.1%	26.9%	22.7%	26.5%	17.0%	21.6%	10.9%	11.0%	16.6%
	4.3%	1.3%	9.5%	6.7%	3.8%	19.0%	7.9%	20.7%	8.9%	9.7%	3.2%	5.0%	
	77	18	97	55	61	161	136	159	102	130	65	66	
My family history	44	68	75	111	67	112	67	146	96	63	44	66	959
	21.7%	27.3%	21.3%	25.4%	29.4%	26.5%	32.0%	31.3%	30.7%	23.6%	25.0%	24.5%	26.7%
	4.6%	7.1%	7.8%	11.5%	6.9%	11.7%	6.9%	15.3%	10.0%	6.6%	4.6%	6.9%	
	81	102	80	95	110	99	120	117	115	88	93	92	
My age, stage of life	57	79	116	147	54	169	73	128	97	76	60	73	1128
	28.0%	31.8%	32.8%	33.8%	23.7%	39.9%	35.1%	27.4%	30.9%	28.2%	34.1%	26.9%	31.4%
	5.1%	7.0%	10.2%	13.0%	4.8%	15.0%	6.5%	11.4%	8.6%	6.7%	5.3%	6.5%	
	89	101	104	108	75	127	112	87	98	90	109	86	

(table split due to size)

My intelligence	83	151	161	282	91	243	83	157	143	97	86	102	1679
	40.8%	60.6%	45.7%	64.9%	40.3%	57.4%	39.9%	33.5%	45.7%	36.0%	48.9%	37.6%	46.7%
	5.0%	9.0%	9.6%	16.8%	5.4%	14.5%	4.9%	9.3%	8.5%	5.7%	5.1%	6.1%	
	87	130	98	139	86	123	85	72	98	77	105	81	
My creative abilities	44	89	112	179	57	144	51	102	62	49	47	52	985
	21.5%	35.5%	31.7%	41.1%	25.0%	34.0%	24.4%	21.8%	19.7%	18.2%	26.8%	19.1%	27.4%
	4.5%	9.0%	11.3%	18.1%	5.7%	14.6%	5.2%	10.3%	6.3%	4.9%	4.8%	5.2%	
	78	130	115	150	91	124	89	79	72	66	98	70	
My emotions and feelings	67	116	160	227	86	184	83	165	133	89	67	93	1471
	33.0%	46.5%	45.3%	52.3%	37.8%	43.6%	40.0%	35.3%	42.6%	33.0%	38.1%	34.3%	40.9%
	4.6%	7.9%	10.9%	15.5%	5.8%	12.5%	5.7%	11.2%	9.1%	6.0%	4.6%	6.3%	
	81	114	111	128	92	106	98	86	104	81	93	84	
My imagination and fantasy	32	69	63	118	36	93	37	58	43	28	33	41	650
	15.8%	27.5%	17.8%	27.1%	15.9%	21.9%	17.6%	12.5%	13.8%	10.5%	18.7%	15.2%	18.1%
	5.0%	10.6%	9.7%	18.1%	5.5%	14.3%	5.6%	9.0%	6.6%	4.3%	5.0%	6.4%	
	87	152	99	150	88	121	97	69	76	58	103	84	
My practical abilities	64	84	118	154	58	128	46	107	81	58	55	65	1018
	31.4%	33.6%	33.4%	35.5%	25.7%	30.3%	22.1%	22.8%	25.8%	21.5%	31.5%	23.8%	28.3%
	6.3%	8.3%	11.6%	15.2%	5.7%	12.6%	4.5%	10.5%	7.9%	5.7%	5.4%	6.3%	
	111	119	118	125	91	107	78	81	91	76	111	84	
My political convictions	23	49	51	99	13	32	19	53	35	34	9	31	448
	11.2%	19.7%	14.3%	22.8%	5.7%	7.6%	8.9%	11.3%	11.3%	12.8%	5.3%	11.5%	12.5%
	5.1%	11.0%	11.3%	22.1%	2.9%	7.2%	4.1%	11.8%	7.9%	7.6%	2.1%	7.0%	
	89	158	115	183	46	61	71	91	91	103	43	93	
My educational achievement	33	40	76	120	41	101	28	84	51	29	23	23	649
	16.0%	15.9%	21.6%	27.6%	17.9%	23.8%	13.6%	18.0%	16.4%	11.0%	13.1%	8.4%	18.0%
	5.0%	6.1%	11.7%	18.5%	6.3%	15.5%	4.4%	12.9%	7.9%	4.5%	3.5%	3.5%	
	88	88	120	153	99	132	75	100	91	61	72	46	
My interests	94	148	203	280	124	232	95	182	158	125	89	123	1853
	45.8%	59.4%	57.6%	64.5%	54.5%	54.9%	45.7%	38.9%	50.7%	46.5%	50.5%	45.5%	51.5%
	5.0%	8.0%	11.0%	15.1%	6.7%	12.5%	5.1%	9.8%	8.5%	6.7%	4.8%	6.7%	
	89	115	112	125	106	106	89	75	98	90	98	88	
My principles and values	94	157	178	275	82	216	90	173	141	97	80	116	1699
	46.1%	62.8%	50.5%	63.2%	36.3%	51.2%	43.0%	37.0%	45.0%	36.3%	45.8%	42.9%	47.3%
	5.5%	9.2%	10.5%	16.2%	4.8%	12.7%	5.3%	10.2%	8.3%	5.7%	4.7%	6.8%	
	97	133	107	134	77	108	91	78	95	77	97	91	
My circle of friends	57	80	125	142	63	154	67	124	104	64	46	76	1103
	28.1%	32.0%	35.5%	32.7%	27.7%	36.5%	32.1%	26.6%	33.2%	24.0%	26.1%	28.1%	30.7%
	5.2%	7.2%	11.3%	12.9%	5.7%	14.0%	6.1%	11.3%	9.4%	5.8%	4.2%	6.9%	
	91	104	116	107	90	119	105	87	108	78	85	92	
My income	11	7	37	23	18	73	21	81	25	20	10	20	345
	5.5%	2.7%	10.4%	5.3%	7.8%	17.4%	10.2%	17.3%	8.0%	7.3%	5.7%	7.4%	9.6%
	3.3%	1.9%	10.6%	6.7%	5.1%	21.3%	6.1%	23.4%	7.2%	5.7%	2.9%	5.8%	
	57	28	108	55	81	181	106	180	83	76	59	77	
My body, face, hair	25	15	65	97	57	168	49	151	64	51	24	25	790
	12.3%	6.1%	18.5%	22.2%	25.1%	39.7%	23.4%	32.3%	20.4%	18.9%	13.8%	9.2%	22.0%
	3.2%	1.9%	8.2%	12.2%	7.2%	21.2%	6.2%	19.1%	8.1%	6.4%	3.1%	3.2%	
	56	28	84	101	114	181	107	147	93	86	63	42	
The way I dress	29	18	66	86	47	173	46	143	56	54	26	28	772
	14.1%	7.3%	18.6%	19.7%	20.9%	40.9%	22.3%	30.7%	17.9%	20.3%	14.6%	10.3%	21.5%
	3.7%	2.4%	8.5%	11.1%	6.1%	22.4%	6.0%	18.6%	7.3%	7.1%	3.3%	3.6%	
	65	34	87	92	97	190	104	143	83	95	68	48	
The way I speak	36	47	80	111	41	137	54	125	86	62	30	53	863
	17.8%	19.0%	22.7%	25.6%	18.1%	32.4%	26.1%	26.8%	27.4%	23.2%	17.2%	19.4%	24.0%
	4.2%	5.5%	9.3%	12.9%	4.7%	15.9%	6.3%	14.5%	9.9%	7.2%	3.5%	6.1%	
	74	79	94	107	75	135	109	112	114	97	71	81	
My ethnic origins	15	11	19	42	11	48	18	36	24	17	5	20	266
	7.3%	4.3%	5.5%	9.6%	4.7%	11.5%	8.7%	7.7%	7.7%	6.5%	3.0%	7.2%	7.4%
	5.6%	4.0%	7.2%	15.7%	4.0%	18.2%	6.8%	13.5%	9.0%	6.5%	2.0%	7.4%	
	99	58	74	130	64	153	117	104	103	88	41	98	
None of these	24	7	11	7	16	8	3	5	6	16	8	18	128
	11.9%	2.6%	3.1%	1.5%	7.0%	1.9%	1.4%	1.2%	1.9%	5.9%	4.4%	6.7%	3.6%
	18.9%	5.2%	8.5%	5.2%	12.4%	6.3%	2.2%	4.2%	4.6%	12.3%	6.0%	14.1%	
	333	74	86	43	196	54	39	32	53	165	123	187	
Grand Total	204	250	353	435	227	423	208	467	313	268	176	271	3594
	5.7%	6.9%	9.8%	12.1%	6.3%	11.8%	5.8%	13.0%	8.7%	7.5%	4.9%	7.5%	

Choose all the facts you feel are important in your			
Sum of CWSA	sex		
Q17_1	Male	Female	Grand Total
My nationality (English, Welsh, Scottish, Irish)	682	832	1514
	41.4%	42.8%	42.1%
	45.1%	54.9%	
	98	102	
Being British	654	758	1412
	39.6%	39.0%	39.3%
	46.3%	53.7%	
	101	99	
My county or city (Yorkshire, Lancashire, Derbyshire, Cheshire, Greater Manchester, Merseyside, East of England, London, South East, South West, Midlands)	324	363	686
	19.6%	18.7%	19.1%
	47.1%	52.9%	
	103	98	
My local area	376	414	790
	22.8%	21.3%	22.0%
	47.6%	52.4%	
	104	97	
Being a parent	391	813	1204
	23.7%	41.8%	33.5%
	32.5%	67.5%	
	71	125	
Being European	109	72	182
	6.6%	3.7%	5.1%
	60.2%	39.8%	
	131	74	
My social class	190	151	341
	11.5%	7.8%	9.5%
	55.7%	44.3%	
	121	82	
Being the sex I am	287	478	765
	17.4%	24.6%	21.3%
	37.5%	62.5%	
	82	115	
My skin colour	147	179	327
	8.9%	9.2%	9.1%
	45.1%	54.9%	
	98	101	
My religion	176	238	413
	10.7%	12.2%	11.5%
	42.5%	57.5%	
	93	106	
My tastes	555	772	1327
	33.6%	39.7%	36.9%
	41.8%	58.2%	
	91	108	
My occupation	256	310	567
	15.5%	16.0%	15.8%
	45.2%	54.8%	
	99	101	
My standard of living, possessions	293	305	598
	17.8%	15.7%	16.6%
	49.0%	51.0%	
	107	94	
My family history	356	604	959
	21.6%	31.0%	26.7%
	37.1%	62.9%	
	81	116	
My age, stage of life	459	669	1128
	27.8%	34.4%	31.4%
	40.7%	59.3%	
	89	110	

My intelligence	747	932	1679
	45.3%	47.9%	46.7%
	44.5%	55.5%	
	97	103	
My creative abilities	383	603	985
	23.2%	31.0%	27.4%
	38.8%	61.2%	
	85	113	
My emotions and feelings	510	960	1471
	30.9%	49.4%	40.9%
	34.7%	65.3%	
	76	121	
My imagination and fantasy	290	361	650
	17.6%	18.6%	18.1%
	44.6%	55.4%	
	97	103	
My practical abilities	437	580	1018
	26.5%	29.8%	28.3%
	43.0%	57.0%	
	94	105	
My political convictions	274	175	448
	16.6%	9.0%	12.5%
	61.0%	39.0%	
	133	72	
My educational achievement	234	414	649
	14.2%	21.3%	18.0%
	36.1%	63.9%	
	79	118	
My interests	804	1049	1853
	48.7%	53.9%	51.5%
	43.4%	56.6%	
	95	105	
My principles and values	719	981	1699
	43.5%	50.5%	47.3%
	42.3%	57.7%	
	92	107	
My circle of friends	437	666	1103
	26.5%	34.3%	30.7%
	39.6%	60.4%	
	86	112	
My income	180	165	345
	10.9%	8.5%	9.6%
	52.2%	47.8%	
	114	88	
My body, face, hair	217	573	790
	13.1%	29.5%	22.0%
	27.4%	72.6%	
	60	134	
The way I dress	243	530	772
	14.7%	27.2%	21.5%
	31.4%	68.6%	
	68	127	
The way I speak	382	482	863
	23.1%	24.8%	24.0%
	44.2%	55.8%	
	96	103	
My ethnic origins	120	146	266
	7.3%	7.5%	7.4%
	45.2%	54.8%	
	98	101	
None of these	70	58	128
	4.2%	3.0%	3.6%
	54.5%	45.5%	
	119	84	
Grand Total	1650	1944	3594
	45.9%	54.1%	

Choose all the facts you feel are important in your									
Sum of CWSA	age								
Q17_1	15-17	18-20	21-24	25-34	35-44	45-54	55-64	65+	Grand Tot
My nationality (English, Welsh, Scottish, Irish)	48	70	50	162	218	308	252	407	1514
	30.2%	31.0%	26.8%	26.7%	37.2%	49.0%	49.6%	58.5%	42.1%
	3.2%	4.6%	3.3%	10.7%	14.4%	20.4%	16.6%	26.9%	
	72	74	64	63	88	116	118	139	
Being British	49	53	44	173	189	245	251	407	1412
	31.1%	23.3%	23.8%	28.6%	32.2%	39.0%	49.5%	58.5%	39.3%
	3.5%	3.7%	3.1%	12.3%	13.4%	17.4%	17.8%	28.8%	
	79	59	61	73	82	99	126	149	
My county or city (Yorkshire, Lancashire, Derbyshire, Cheshire, Greater Manchester, Merseyside, East of England)	44	27	23	83	120	122	124	144	686
	27.4%	11.8%	12.5%	13.7%	20.4%	19.4%	24.4%	20.8%	19.1%
	6.3%	3.9%	3.4%	12.1%	17.4%	17.8%	18.1%	21.0%	
	144	62	66	72	107	102	128	109	
My local area	32	35	25	93	119	156	128	201	790
	20.2%	15.6%	13.7%	15.4%	20.3%	24.8%	25.2%	28.9%	22.0%
	4.1%	4.5%	3.2%	11.8%	15.1%	19.7%	16.2%	25.5%	
	92	71	62	70	93	113	115	132	
Being a parent	3	7	18	140	223	257	221	335	1204
	1.9%	3.2%	9.6%	23.2%	38.1%	40.8%	43.5%	48.2%	33.5%
	0.2%	0.6%	1.5%	11.6%	18.5%	21.3%	18.3%	27.8%	
	6	9	29	69	114	122	130	144	
Being European	10	9	5	32	25	36	23	41	182
	6.3%	3.8%	2.7%	5.4%	4.3%	5.7%	4.5%	5.9%	5.1%
	5.5%	4.8%	2.8%	17.8%	14.0%	19.8%	12.6%	22.7%	
	125	76	54	106	86	113	89	117	
My social class	25	30	22	72	50	52	43	47	341
	16.0%	13.1%	11.7%	12.0%	8.5%	8.3%	8.6%	6.7%	9.5%
	7.5%	8.7%	6.4%	21.2%	14.5%	15.3%	12.7%	13.7%	
	169	138	123	126	89	87	90	71	
Being the sex I am	49	47	42	119	129	124	112	143	765
	30.8%	20.6%	22.4%	19.7%	22.1%	19.7%	22.1%	20.6%	21.3%
	6.4%	6.1%	5.4%	15.6%	16.9%	16.2%	14.7%	18.7%	
	145	97	105	92	104	93	104	97	
My skin colour	25	28	18	61	55	47	33	61	327
	15.7%	12.2%	9.4%	10.1%	9.4%	7.5%	6.5%	8.7%	9.1%
	7.6%	8.5%	5.4%	18.7%	16.8%	14.4%	10.0%	18.5%	
	173	134	104	111	103	83	71	96	
My religion	31	29	16	45	51	63	61	118	413
	19.2%	12.9%	8.7%	7.4%	8.7%	10.0%	12.0%	17.0%	11.5%
	7.4%	7.0%	3.9%	10.8%	12.3%	15.1%	14.8%	28.7%	
	167	112	76	64	75	87	105	148	
My tastes	68	91	67	228	211	237	173	253	1327
	42.9%	40.3%	35.9%	37.6%	36.0%	37.6%	34.2%	36.3%	36.9%
	5.1%	6.9%	5.0%	17.2%	15.9%	17.8%	13.1%	19.0%	
	116	109	97	102	97	102	93	98	
My occupation	32	44	38	124	96	108	65	61	567
	20.0%	19.5%	20.4%	20.5%	16.4%	17.2%	12.7%	8.7%	15.8%
	5.6%	7.8%	6.7%	21.9%	16.9%	19.0%	11.4%	10.7%	
	127	124	130	130	104	109	81	55	
My standard of living, possessions	33	37	33	104	97	83	79	132	598
	20.9%	16.3%	17.7%	17.1%	16.6%	13.2%	15.6%	18.9%	16.6%
	5.5%	6.2%	5.5%	17.4%	16.3%	13.9%	13.2%	22.0%	
	125	98	107	103	100	80	94	114	
My family history	23	37	31	127	145	180	184	233	959
	14.8%	16.5%	16.4%	20.9%	24.7%	28.7%	36.2%	33.4%	26.7%
	2.4%	3.9%	3.2%	13.2%	15.1%	18.8%	19.1%	24.2%	
	55	62	62	78	93	108	135	125	
My age, stage of life	58	63	39	152	132	169	190	325	1128
	36.6%	27.9%	20.8%	25.1%	22.6%	26.9%	37.3%	46.7%	31.4%
	5.2%	5.6%	3.4%	13.5%	11.7%	15.0%	16.8%	28.8%	
	117	89	66	80	72	86	119	149	

My intelligence	86	105	70	228	266	303	259	360	1679
	54.1%	46.6%	37.8%	37.7%	45.5%	48.2%	51.1%	51.8%	46.7%
	5.1%	6.3%	4.2%	13.6%	15.9%	18.1%	15.4%	21.5%	
	116	100	81	81	97	103	109	111	
My creative abilities	54	75	40	148	154	181	145	188	985
	34.1%	33.0%	21.5%	24.4%	26.3%	28.8%	28.6%	27.0%	27.4%
	5.5%	7.6%	4.1%	15.0%	15.7%	18.4%	14.8%	19.1%	
	125	121	78	89	96	105	104	99	
My emotions and feelings	74	93	67	203	238	281	208	307	1471
	46.7%	41.2%	35.8%	33.5%	40.7%	44.7%	40.9%	44.1%	40.9%
	5.0%	6.3%	4.5%	13.8%	16.2%	19.1%	14.1%	20.9%	
	114	101	87	82	99	109	100	108	
My imagination and fantasy	52	59	32	104	112	121	86	84	650
	32.7%	26.3%	17.2%	17.2%	19.1%	19.3%	17.0%	12.0%	18.1%
	8.0%	9.1%	4.9%	16.0%	17.2%	18.6%	13.3%	12.9%	
	180	145	95	95	105	106	94	67	
My practical abilities	40	52	29	126	141	190	176	265	1018
	25.0%	22.9%	15.4%	20.8%	24.1%	30.2%	34.6%	38.0%	28.3%
	3.9%	5.1%	2.8%	12.4%	13.9%	18.7%	17.3%	26.0%	
	88	81	54	74	85	107	122	134	
My political convictions	13	19	13	52	67	99	81	103	448
	8.2%	8.6%	6.8%	8.6%	11.5%	15.8%	16.1%	14.8%	12.5%
	2.9%	4.3%	2.8%	11.6%	15.0%	22.2%	18.2%	23.0%	
	66	69	54	69	92	127	129	119	
My educational achievement	71	63	41	99	92	98	86	99	649
	44.4%	27.9%	21.7%	16.3%	15.7%	15.7%	16.9%	14.3%	18.0%
	10.9%	9.7%	6.2%	15.2%	14.2%	15.2%	13.2%	15.3%	
	246	154	120	90	87	87	94	79	
My interests	99	111	91	278	277	333	280	384	1853
	62.2%	49.3%	48.7%	46.0%	47.2%	53.0%	55.1%	55.2%	51.5%
	5.3%	6.0%	4.9%	15.0%	14.9%	18.0%	15.1%	20.7%	
	121	96	94	89	92	103	107	107	
My principles and values	56	85	58	236	271	339	291	363	1699
	35.3%	37.8%	31.0%	38.9%	46.3%	54.0%	57.3%	52.1%	47.3%
	3.3%	5.0%	3.4%	13.9%	16.0%	20.0%	17.1%	21.3%	
	75	80	66	82	98	114	121	110	
My circle of friends	55	73	51	168	157	176	163	261	1103
	34.5%	32.4%	27.1%	27.8%	26.8%	28.0%	32.0%	37.5%	30.7%
	5.0%	6.6%	4.6%	15.3%	14.2%	15.9%	14.7%	23.7%	
	112	105	88	91	87	91	104	122	
My income	17	22	13	58	55	65	47	68	345
	10.6%	10.0%	7.0%	9.6%	9.4%	10.3%	9.3%	9.7%	9.6%
	4.9%	6.5%	3.8%	16.9%	16.0%	18.7%	13.6%	19.6%	
	111	104	72	100	98	107	96	101	
My body, face, hair	49	84	48	137	124	124	97	128	790
	30.8%	37.4%	25.8%	22.6%	21.1%	19.7%	19.0%	18.4%	22.0%
	6.2%	10.7%	6.1%	17.3%	15.6%	15.6%	12.2%	16.2%	
	140	170	117	103	96	89	87	84	
The way I dress	54	87	51	118	110	114	95	143	772
	34.2%	38.5%	27.4%	19.4%	18.7%	18.2%	18.7%	20.6%	21.5%
	7.0%	11.3%	6.6%	15.2%	14.2%	14.8%	12.3%	18.6%	
	159	179	128	90	87	85	87	96	
The way I speak	51	72	34	116	122	150	115	203	863
	32.3%	31.7%	18.3%	19.2%	20.8%	23.8%	22.7%	29.2%	24.0%
	5.9%	8.3%	3.9%	13.5%	14.1%	17.4%	13.3%	23.6%	
	134	132	76	80	86	99	94	122	
My ethnic origins	17	24	8	38	43	46	33	56	266
	10.5%	10.6%	4.5%	6.2%	7.4%	7.3%	6.6%	8.1%	7.4%
	6.2%	9.0%	3.2%	14.2%	16.3%	17.3%	12.6%	21.2%	
	141	143	61	84	100	99	89	110	
None of these	5	8	18	28	22	14	23	10	128
	3.4%	3.6%	9.5%	4.7%	3.7%	2.2%	4.6%	1.4%	3.6%
	4.2%	6.4%	13.7%	22.2%	16.8%	11.0%	18.2%	7.6%	
	94	101	265	132	103	63	129	39	
Grand Total	159	226	186	605	586	628	508	696	3594
	4.4%	6.3%	5.2%	16.8%	16.3%	17.5%	14.1%	19.4%	



Choose all the facts you feel are important in your identity –					
Sum of CWSA	class				
Q17__1	AB	C1	C2	DE	Grand Tot
My nationality (English, Welsh, etc)	383	488	286	356	1514
	38.4%	42.4%	42.7%	45.9%	42.1%
	25.3%	32.3%	18.9%	23.5%	
	91	101	101	109	
Being British	381	419	279	333	1412
	38.2%	36.4%	41.7%	43.0%	39.3%
	27.0%	29.7%	19.8%	23.6%	
	97	93	106	109	
My county or city (Yorkshire, London, e	175	223	141	148	686
	17.5%	19.4%	21.0%	19.1%	19.1%
	25.5%	32.5%	20.5%	21.5%	
	92	101	110	100	
My local area	211	238	170	171	790
	21.1%	20.7%	25.3%	22.0%	22.0%
	26.7%	30.2%	21.5%	21.6%	
	96	94	115	100	
Being a parent	315	344	260	284	1204
	31.6%	29.9%	38.8%	36.7%	33.5%
	26.2%	28.6%	21.6%	23.6%	
	94	89	116	110	
Being European	82	48	18	34	182
	8.2%	4.1%	2.7%	4.4%	5.1%
	45.0%	26.2%	9.9%	19.0%	
	162	82	53	88	
My social class	101	122	61	57	341
	10.1%	10.6%	9.2%	7.4%	9.5%
	29.6%	35.7%	18.0%	16.7%	
	106	111	97	78	
Being the sex I am	218	252	133	162	765
	21.8%	21.9%	19.8%	21.0%	21.3%
	28.5%	33.0%	17.3%	21.2%	
	102	103	93	99	
My skin colour	95	93	64	75	327
	9.5%	8.1%	9.5%	9.7%	9.1%
	29.0%	28.4%	19.5%	23.1%	
	104	89	105	107	
My religion	132	146	61	74	413
	13.3%	12.7%	9.0%	9.6%	11.5%
	32.0%	35.3%	14.7%	18.0%	
	115	110	79	84	
My tastes	397	416	234	280	1327
	39.7%	36.2%	34.9%	36.2%	36.9%
	29.9%	31.4%	17.6%	21.1%	
	108	98	94	98	
My occupation	225	199	84	59	567
	22.5%	17.3%	12.5%	7.6%	15.8%
	39.7%	35.1%	14.8%	10.4%	
	143	110	79	48	
My standard of living, possessions	190	190	104	115	598
	19.0%	16.5%	15.6%	14.8%	16.6%
	31.7%	31.7%	17.4%	19.2%	
	114	99	93	89	
My family history	253	298	179	229	959
	25.4%	25.9%	26.7%	29.6%	26.7%
	26.4%	31.1%	18.7%	23.9%	
	95	97	100	111	
My age, stage of life	331	376	204	217	1128
	33.2%	32.7%	30.4%	28.0%	31.4%
	29.4%	33.3%	18.0%	19.2%	
	106	104	97	89	

My intelligence	552	545	263	318	1679
	55.3%	47.4%	39.3%	41.1%	46.7%
	32.9%	32.5%	15.7%	18.9%	
	118	101	84	88	
My creative abilities	302	295	180	208	985
	30.3%	25.6%	26.9%	26.9%	27.4%
	30.7%	29.9%	18.3%	21.1%	
	110	93	98	98	
My emotions and feelings	410	468	258	334	1471
	41.1%	40.7%	38.5%	43.2%	40.9%
	27.9%	31.8%	17.6%	22.7%	
	100	99	94	105	
My imagination and fantasy	188	223	98	141	650
	18.9%	19.4%	14.7%	18.2%	18.1%
	28.9%	34.2%	15.1%	21.7%	
	104	107	81	101	
My practical abilities	307	331	193	187	1018
	30.7%	28.7%	28.8%	24.2%	28.3%
	30.1%	32.5%	19.0%	18.4%	
	108	101	102	85	
My political convictions	144	146	72	86	448
	14.4%	12.7%	10.7%	11.1%	12.5%
	32.1%	32.6%	16.0%	19.2%	
	116	102	86	89	
My educational achievements	240	221	91	97	649
	24.0%	19.2%	13.5%	12.5%	18.0%
	37.0%	34.1%	14.0%	15.0%	
	133	106	75	69	
My interests	537	594	331	391	1853
	53.8%	51.6%	49.4%	50.5%	51.5%
	29.0%	32.1%	17.9%	21.1%	
	104	100	96	98	
My principles and values	506	577	284	332	1699
	50.7%	50.1%	42.4%	42.9%	47.3%
	29.8%	33.9%	16.7%	19.6%	
	107	106	90	91	
My circle of friends	314	392	185	212	1103
	31.5%	34.0%	27.6%	27.4%	30.7%
	28.5%	35.5%	16.8%	19.3%	
	102	111	90	89	
My income	120	91	59	75	345
	12.0%	7.9%	8.8%	9.7%	9.6%
	34.7%	26.4%	17.1%	21.8%	
	125	82	92	101	
My body, face, hair	215	271	157	148	790
	21.5%	23.5%	23.4%	19.1%	22.0%
	27.2%	34.2%	19.8%	18.7%	
	98	107	106	87	
The way I dress	209	266	145	152	772
	20.9%	23.1%	21.7%	19.7%	21.5%
	27.1%	34.4%	18.8%	19.7%	
	97	107	101	92	
The way I speak	273	267	150	173	863
	27.3%	23.2%	22.4%	22.3%	24.0%
	31.6%	31.0%	17.4%	20.0%	
	114	97	93	93	
My ethnic origins	72	101	43	51	266
	7.2%	8.7%	6.4%	6.6%	7.4%
	26.9%	37.8%	16.2%	19.1%	
	97	118	87	89	
None of these	23	37	25	42	128
	2.3%	3.2%	3.8%	5.5%	3.6%
	18.2%	29.1%	19.8%	32.9%	
	66	91	106	153	
Grand Total	998	1151	670	775	3594
	27.8%	32.0%	18.6%	21.5%	

Q2 [Q18]

Choose the THREE facts that are MOST important to you.				
Sum of CWSA	mg			
Q18_1	Pion	Pros	Sett	Grand Tot
My nationality (English, We	159	186	247	592
	12.8%	14.0%	24.1%	16.5%
	26.8%	31.4%	41.8%	
	78	85	146	
Being British	144	228	251	622
	11.6%	17.2%	24.4%	17.3%
	23.1%	36.6%	40.4%	
	67	99	141	
My county or city (Yorkshire	49	48	53	150
	4.0%	3.6%	5.2%	4.2%
	32.9%	31.8%	35.3%	
	95	86	123	
My local area	37	47	44	128
	3.0%	3.6%	4.3%	3.6%
	28.7%	36.9%	34.4%	
	83	100	120	
Being a parent	320	332	324	977
	25.8%	25.1%	31.6%	27.2%
	32.8%	34.0%	33.2%	
	95	92	116	
Being European	10	7	5	22
	0.8%	0.5%	0.5%	0.6%
	46.4%	29.7%	24.0%	
	134	80	84	
My social class	14	29	8	51
	1.1%	2.2%	0.8%	1.4%
	26.7%	57.7%	15.5%	
	77	157	54	
Being the sex I am	49	47	31	128
	4.0%	3.6%	3.0%	3.6%
	38.5%	37.0%	24.5%	
	112	100	86	
My skin colour	5	30	16	51
	0.4%	2.3%	1.5%	1.4%
	9.5%	59.8%	30.7%	
	27	162	107	
My religion	102	66	40	208
	8.2%	5.0%	3.9%	5.8%
	48.9%	31.8%	19.3%	
	142	86	68	
My tastes	89	82	57	228
	7.2%	6.2%	5.5%	6.3%
	39.2%	35.9%	24.8%	
	114	97	87	
My occupation	37	62	29	129
	3.0%	4.7%	2.8%	3.6%
	29.1%	48.1%	22.8%	
	84	131	80	
My standard of living, posse	21	80	34	136
	1.7%	6.0%	3.4%	3.8%
	15.6%	59.0%	25.4%	
	45	160	89	
My family history	95	133	100	328
	7.7%	10.0%	9.7%	9.1%
	29.0%	40.6%	30.4%	
	84	110	106	
My age, stage of life	101	98	97	297
	8.2%	7.4%	9.5%	8.3%
	34.1%	33.1%	32.8%	
	99	90	115	

My intelligence	309	227	178	714
	24.9%	17.1%	17.3%	19.9%
	43.2%	31.8%	25.0%	
	125	86	87	
My creative abilities	162	110	72	344
	13.0%	8.3%	7.0%	9.6%
	47.0%	32.1%	21.0%	
	136	87	73	
My emotions and feelings	225	217	173	615
	18.1%	16.4%	16.8%	17.1%
	36.6%	35.4%	28.1%	
	106	96	98	
My imagination and fantasy	71	45	38	155
	5.7%	3.4%	3.7%	4.3%
	46.0%	29.1%	24.8%	
	133	79	87	
My practical abilities	106	77	73	255
	8.5%	5.8%	7.1%	7.1%
	41.5%	30.0%	28.5%	
	120	81	100	
My political convictions	62	11	24	97
	5.0%	0.8%	2.3%	2.7%
	64.4%	10.9%	24.7%	
	186	30	86	
My educational achievement	48	52	13	114
	3.9%	3.9%	1.3%	3.2%
	42.4%	45.8%	11.8%	
	123	124	41	
My interests	261	173	173	607
	21.1%	13.1%	16.8%	16.9%
	43.1%	28.5%	28.4%	
	125	77	99	
My principles and values	455	321	260	1036
	36.7%	24.2%	25.3%	28.8%
	43.9%	31.0%	25.1%	
	127	84	88	
My circle of friends	196	185	147	528
	15.8%	14.0%	14.3%	14.7%
	37.1%	35.1%	27.8%	
	107	95	97	
My income	10	49	23	83
	0.8%	3.7%	2.3%	2.3%
	12.5%	59.1%	28.4%	
	36	160	99	
My body, face, hair	27	121	32	180
	2.2%	9.1%	3.1%	5.0%
	15.2%	67.0%	17.8%	
	44	182	62	
The way I dress	26	77	26	129
	2.1%	5.8%	2.5%	3.6%
	19.9%	59.9%	20.2%	
	58	163	71	
The way I speak	31	47	32	109
	2.5%	3.5%	3.1%	3.0%
	28.1%	42.8%	29.1%	
	81	116	102	
My ethnic origins	24	22	13	59
	1.9%	1.7%	1.2%	1.6%
	40.8%	37.4%	21.7%	
	118	102	76	
None of these	22	34	11	67
	1.8%	2.6%	1.1%	1.9%
	32.5%	50.7%	16.9%	
	94	137	59	
Grand Total	1241	1325	1028	3594
	34.5%	36.9%	28.6%	

Choose the THREE facts that are MOST important to you.														
Sum of CWSA	vm													
Q18_1	TS	CE	FI	TX	TP	NP	HF	GD	CF	BNW	SS	RT		Grand Tot
My nationality (English, Welsh)	24	46	45	43	31	47	36	72	73	62	40	73		592
	11.8%	18.4%	12.9%	10.0%	13.5%	11.0%	17.4%	15.5%	23.3%	23.2%	22.6%	26.8%		16.5%
	4.1%	7.8%	7.7%	7.3%	5.2%	7.9%	6.1%	12.2%	12.3%	10.5%	6.7%	12.3%		
	71	112	78	61	82	67	106	94	141	141	137	163		
Being British	38	30	38	37	25	51	54	98	76	70	43	62		622
	18.7%	12.0%	10.8%	8.6%	10.8%	12.1%	25.8%	21.0%	24.3%	26.3%	24.3%	22.9%		17.3%
	6.1%	4.8%	6.1%	6.0%	3.9%	8.2%	8.6%	15.8%	12.2%	11.3%	6.8%	10.0%		
	108	69	63	49	63	70	149	121	140	152	140	132		
My county or city (Yorkshire, Wiltshire)	11	10	16	13	10	11	12	15	15	14	10	14		150
	5.2%	3.9%	4.6%	2.9%	4.5%	2.6%	5.7%	3.2%	4.7%	5.4%	5.4%	5.2%		4.2%
	7.1%	6.5%	10.8%	8.5%	6.7%	7.3%	7.9%	9.8%	9.9%	9.7%	6.4%	9.4%		
	125	94	110	70	107	62	137	76	113	130	130	124		
My local area	10	8	8	11	6	9	16	16	8	14	9	13		128
	4.7%	3.3%	2.3%	2.5%	2.6%	2.1%	7.9%	3.4%	2.7%	5.2%	5.0%	4.7%		3.6%
	7.6%	6.4%	6.3%	8.5%	4.7%	7.0%	12.8%	12.4%	6.6%	10.9%	6.8%	10.1%		
	133	92	64	71	74	59	221	95	76	146	140	134		
Being a parent	60	63	100	98	58	103	57	113	106	84	58	76		977
	29.3%	25.3%	28.2%	22.5%	25.8%	24.4%	27.6%	24.2%	33.9%	31.4%	33.1%	28.0%		27.2%
	6.1%	6.5%	10.2%	10.0%	6.0%	10.5%	5.9%	11.6%	10.9%	8.6%	5.9%	7.8%		
	108	93	104	83	95	90	102	89	125	116	122	103		
Being European	0	1	1	8	1	1	0	4	2	1	2	0		22
	0.2%	0.5%	0.3%	1.8%	0.4%	0.3%	0.0%	1.0%	0.7%	0.4%	1.0%	0.0%		0.6%
	2.0%	5.2%	4.1%	35.0%	4.0%	5.2%	0.0%	20.4%	10.6%	5.2%	8.1%	0.0%		
	36	75	42	289	64	44	0	157	122	70	166	0		
My social class	2	4	3	4	5	10	5	9	2	4	0	2		51
	1.2%	1.7%	0.9%	0.9%	2.2%	2.4%	2.2%	2.0%	0.7%	1.5%	0.0%	0.7%		1.4%
	4.9%	8.4%	6.0%	7.4%	10.0%	20.4%	9.1%	18.3%	4.1%	7.9%	0.0%	3.5%		
	86	121	61	61	159	173	157	140	47	106	0	47		
Being the sex I am	6	6	16	22	4	16	7	21	9	9	6	7		128
	2.7%	2.3%	4.5%	5.1%	1.7%	3.9%	3.1%	4.4%	3.0%	3.3%	3.2%	2.6%		3.6%
	4.4%	4.5%	12.4%	17.3%	2.9%	12.8%	5.1%	16.2%	7.4%	7.0%	4.5%	5.6%		
	77	65	126	143	46	109	88	124	85	94	91	74		
My skin colour	0	1	2	2	6	7	8	10	2	9	0	5		51
	0.0%	0.4%	0.5%	0.5%	2.5%	1.6%	3.9%	2.1%	0.6%	3.4%	0.0%	1.7%		1.4%
	0.0%	1.7%	3.1%	4.6%	10.9%	13.6%	15.9%	19.3%	3.6%	17.8%	0.0%	9.3%		
	0	25	32	38	173	116	275	149	42	238	0	123		
My religion	19	23	18	41	6	30	8	22	19	7	5	9		208
	9.5%	9.2%	5.2%	9.4%	2.7%	7.0%	3.8%	4.8%	6.0%	2.6%	2.9%	3.4%		5.8%
	9.3%	11.0%	8.9%	19.7%	3.0%	14.2%	3.8%	10.8%	9.1%	3.4%	2.4%	4.5%		
	164	159	90	163	47	121	66	83	104	45	50	59		
My tastes	13	13	34	30	21	24	12	26	21	13	12	11		228
	6.2%	5.1%	9.6%	7.0%	9.1%	5.6%	5.6%	5.6%	6.8%	4.7%	6.6%	4.1%		6.3%
	5.6%	5.5%	14.8%	13.3%	9.0%	10.3%	5.1%	11.4%	9.3%	5.6%	5.1%	4.9%		
	98	80	151	110	143	88	88	88	107	75	104	65		
My occupation	5	3	12	17	9	17	4	32	12	9	1	7		129
	2.6%	1.3%	3.4%	3.9%	4.1%	4.0%	1.7%	6.9%	3.8%	3.5%	0.5%	2.6%		3.6%
	4.1%	2.5%	9.3%	13.3%	7.3%	13.1%	2.7%	25.0%	9.3%	7.3%	0.7%	5.5%		
	72	36	94	110	116	111	47	192	107	98	13	73		
My standard of living, possessions	4	2	14	2	5	25	17	34	14	15	1	4		136
	2.0%	0.7%	3.8%	0.4%	2.0%	5.8%	8.3%	7.2%	4.5%	5.7%	0.8%	1.4%		3.8%
	3.0%	1.3%	10.0%	1.4%	3.4%	18.1%	12.8%	24.8%	10.3%	11.3%	1.0%	2.8%		
	52	18	102	11	54	154	220	191	118	152	20	37		
My family history	14	20	27	34	24	33	22	54	26	24	27	23		328
	7.0%	8.0%	7.7%	7.7%	10.6%	7.9%	10.6%	11.5%	8.3%	9.1%	15.2%	8.3%		9.1%
	4.3%	6.1%	8.3%	10.3%	7.4%	10.1%	6.7%	16.3%	7.9%	7.5%	8.1%	6.9%		
	76	88	85	85	117	86	116	126	91	100	166	91		
My age, stage of life	24	13	32	33	12	35	19	32	28	20	24	26		297
	11.5%	5.4%	9.0%	7.5%	5.5%	8.2%	9.2%	6.9%	8.9%	7.4%	13.5%	9.6%		8.3%
	7.9%	4.5%	10.7%	11.0%	4.2%	11.6%	6.4%	10.8%	9.4%	6.7%	8.0%	8.8%		
	140	65	109	91	66	99	111	83	108	89	164	116		

(table split)

My intelligence	26	75	65	142	41	102	28	57	55	42	39	43	714
	12.9%	30.2%	18.4%	32.7%	18.0%	24.0%	13.4%	12.2%	17.5%	15.6%	22.2%	15.7%	19.9%
	3.7%	10.6%	9.1%	19.9%	5.7%	14.2%	3.9%	8.0%	7.7%	5.8%	5.5%	6.0%	
	65	152	93	165	90	121	68	61	88	78	112	79	
My creative abilities	16	37	32	77	23	43	17	27	24	12	17	20	344
	7.7%	14.9%	9.0%	17.7%	10.3%	10.2%	8.2%	5.7%	7.6%	4.4%	9.7%	7.3%	9.6%
	4.6%	10.8%	9.3%	22.3%	6.8%	12.5%	5.0%	7.8%	6.9%	3.4%	4.9%	5.7%	
	81	156	95	185	108	106	86	60	79	46	101	76	
My emotions and feelings	24	50	68	83	37	79	39	62	60	49	29	35	615
	11.8%	20.0%	19.4%	19.0%	16.3%	18.7%	18.7%	13.3%	19.1%	18.2%	16.6%	12.8%	17.1%
	3.9%	8.1%	11.1%	13.4%	6.0%	12.9%	6.3%	10.1%	9.7%	7.9%	4.7%	5.7%	
	69	117	113	111	95	110	110	78	112	107	97	75	
My imagination and fantasy	6	20	20	25	8	15	10	12	15	6	10	8	155
	2.8%	8.2%	5.7%	5.7%	3.5%	3.6%	4.9%	2.5%	4.7%	2.2%	5.6%	3.0%	4.3%
	3.7%	13.2%	13.0%	16.1%	5.1%	9.7%	6.6%	7.7%	9.4%	3.8%	6.4%	5.3%	
	65	189	133	133	81	83	114	59	109	51	130	70	
My practical abilities	17	25	29	35	13	24	12	27	24	11	15	23	255
	8.2%	9.9%	8.3%	8.0%	5.9%	5.8%	5.6%	5.8%	7.8%	4.0%	8.3%	8.4%	7.1%
	6.6%	9.7%	11.5%	13.7%	5.2%	9.6%	4.6%	10.7%	9.6%	4.2%	5.7%	9.0%	
	115	140	118	113	83	81	79	82	110	56	117	119	
My political convictions	5	14	11	32	2	3	1	5	3	6	2	14	97
	2.4%	5.7%	3.1%	7.4%	0.9%	0.7%	0.4%	1.0%	0.8%	2.1%	1.2%	5.0%	2.7%
	5.0%	14.7%	11.2%	33.4%	2.1%	3.0%	0.9%	4.9%	2.7%	5.9%	2.1%	14.0%	
	88	212	114	276	34	25	16	38	31	79	43	186	
My educational achievement	5	5	17	22	7	28	0	17	3	2	6	2	114
	2.2%	1.9%	4.7%	5.1%	3.2%	6.5%	0.0%	3.7%	1.0%	0.8%	3.4%	0.7%	3.2%
	4.0%	4.3%	14.5%	19.6%	6.4%	24.2%	0.0%	15.1%	2.9%	1.9%	5.2%	1.8%	
	70	62	148	162	102	206	0	116	33	26	107	24	
My interests	31	53	77	100	36	58	31	48	55	42	25	51	607
	15.4%	21.3%	21.7%	23.1%	15.8%	13.8%	15.1%	10.2%	17.4%	15.6%	14.2%	18.8%	16.9%
	5.2%	8.7%	12.6%	16.5%	5.9%	9.6%	5.2%	7.8%	9.0%	6.9%	4.1%	8.4%	
	91	126	129	137	93	82	89	60	103	93	84	112	
My principles and values	59	103	117	176	50	131	51	90	79	57	45	79	1036
	28.9%	41.3%	33.2%	40.5%	21.9%	30.9%	24.5%	19.2%	25.2%	21.4%	25.4%	29.3%	28.8%
	5.7%	10.0%	11.3%	17.0%	4.8%	12.6%	4.9%	8.6%	7.6%	5.5%	4.3%	7.7%	
	100	143	115	140	76	107	85	66	87	74	88	101	
My circle of friends	26	36	69	65	35	67	31	53	53	30	23	40	528
	12.6%	14.3%	19.7%	15.0%	15.4%	15.8%	14.8%	11.3%	17.0%	11.3%	13.1%	14.8%	14.7%
	4.9%	6.8%	13.2%	12.3%	6.6%	12.6%	5.8%	10.0%	10.1%	5.8%	4.4%	7.6%	
	86	97	134	102	105	107	101	77	116	77	89	101	
My income	1	0	5	4	2	20	6	21	8	8	3	5	83
	0.4%	0.0%	1.5%	1.0%	0.8%	4.7%	2.8%	4.5%	2.5%	2.9%	1.7%	1.8%	2.3%
	1.0%	0.0%	6.2%	5.3%	2.3%	24.3%	7.2%	25.4%	9.5%	9.4%	3.6%	5.9%	
	17	0	63	44	36	206	123	196	109	127	73	78	
My body, face, hair	5	4	10	9	14	45	10	52	15	11	3	3	180
	2.5%	1.5%	2.8%	2.1%	6.3%	10.7%	4.7%	11.0%	4.8%	4.2%	1.7%	1.1%	5.0%
	2.8%	2.0%	5.4%	5.0%	7.9%	25.1%	5.5%	28.6%	8.3%	6.2%	1.6%	1.6%	
	49	29	55	41	125	213	94	220	95	84	34	21	
The way I dress	6	1	9	10	8	30	6	33	8	14	1	3	129
	2.7%	0.3%	2.7%	2.3%	3.6%	7.1%	2.7%	7.1%	2.6%	5.1%	0.5%	1.1%	3.6%
	4.3%	0.7%	7.3%	7.6%	6.4%	23.3%	4.3%	25.9%	6.4%	10.7%	0.7%	2.4%	
	75	9	74	63	101	198	74	199	73	144	14	32	
The way I speak	7	5	6	13	6	13	2	25	7	10	6	9	109
	3.6%	1.9%	1.6%	3.0%	2.8%	3.1%	0.9%	5.4%	2.4%	3.7%	3.3%	3.2%	3.0%
	6.7%	4.4%	5.2%	11.8%	5.9%	12.1%	1.6%	23.2%	6.8%	9.0%	5.3%	8.0%	
	118	64	53	97	93	103	28	178	78	120	108	106	
My ethnic origins	7	4	3	11	3	10	3	6	4	3	0	5	59
	3.2%	1.5%	0.8%	2.5%	1.3%	2.4%	1.5%	1.3%	1.4%	1.2%	0.0%	1.9%	1.6%
	11.1%	6.3%	4.9%	18.5%	4.9%	17.2%	5.3%	10.0%	7.4%	5.5%	0.0%	8.8%	
	196	91	50	153	78	146	92	77	85	74	0	117	
None of these	5	5	6	5	9	4	6	15	0	3	2	5	67
	2.7%	1.8%	1.8%	1.2%	3.9%	1.0%	2.7%	3.2%	0.1%	1.3%	1.2%	2.0%	1.9%
	8.1%	6.8%	9.6%	7.9%	13.2%	6.6%	8.4%	22.6%	0.7%	5.2%	3.1%	7.9%	
	143	98	98	65	209	56	144	173	8	70	63	105	
Grand Total	204	250	353	435	227	423	208	467	313	268	176	271	3594
	5.7%	6.9%	9.8%	12.1%	6.3%	11.8%	5.8%	13.0%	8.7%	7.5%	4.9%	7.5%	

**Choose the THREE facts that are MOST important to you**

Sum of CWSA	sex		
Q18_1	Male	Female	Grand Total
My nationality (English, Welsh, Scottish, Irish)	302	289	592
	18.3%	14.9%	16.5%
	51.1%	48.9%	
	111	90	
Being British	314	308	622
	19.0%	15.9%	17.3%
	50.5%	49.5%	
	110	92	
My county or city (Yorkshire, Lancashire, Derbyshire, Cheshire, Greater Manchester, Merseyside, East of England, London, South East, South West, Midlands)	90	60	150
	5.5%	3.1%	4.2%
	60.0%	40.0%	
	131	74	
My local area	78	50	128
	4.7%	2.6%	3.6%
	61.0%	39.0%	
	133	72	
Being a parent	291	686	977
	17.7%	35.3%	27.2%
	29.8%	70.2%	
	65	130	
Being European	12	10	22
	0.8%	0.5%	0.6%
	56.3%	43.7%	
	123	81	
My social class	33	18	51
	2.0%	0.9%	1.4%
	65.0%	35.0%	
	142	65	
Being the sex I am	51	76	128
	3.1%	3.9%	3.6%
	40.2%	59.8%	
	88	111	
My skin colour	29	22	51
	1.7%	1.1%	1.4%
	56.3%	43.7%	
	123	81	
My religion	82	127	208
	4.9%	6.5%	5.8%
	39.2%	60.8%	
	85	112	
My tastes	114	114	228
	6.9%	5.9%	6.3%
	50.0%	50.0%	
	109	92	
My occupation	57	72	129
	3.5%	3.7%	3.6%
	44.4%	55.6%	
	97	103	
My standard of living, possessions	76	60	136
	4.6%	3.1%	3.8%
	55.8%	44.2%	
	122	82	
My family history	116	212	328
	7.0%	10.9%	9.1%
	35.3%	64.7%	
	77	120	
My age, stage of life	123	174	297
	7.4%	9.0%	8.3%
	41.3%	58.7%	
	90	109	

My intelligence	366	348	714
	22.2%	17.9%	19.9%
	51.3%	48.7%	
	112	90	
My creative abilities	139	205	344
	8.4%	10.6%	9.6%
	40.4%	59.6%	
	88	110	
My emotions and feelings	199	416	615
	12.0%	21.4%	17.1%
	32.3%	67.7%	
	70	125	
My imagination and fantasy	74	81	155
	4.5%	4.2%	4.3%
	47.7%	52.3%	
	104	97	
My practical abilities	128	127	255
	7.8%	6.5%	7.1%
	50.3%	49.7%	
	110	92	
My political convictions	71	25	97
	4.3%	1.3%	2.7%
	73.8%	26.2%	
	161	48	
My educational achievement	53	60	114
	3.2%	3.1%	3.2%
	47.0%	53.0%	
	102	98	
My interests	301	306	607
	18.2%	15.7%	16.9%
	49.6%	50.4%	
	108	93	
My principles and values	451	585	1036
	27.3%	30.1%	28.8%
	43.5%	56.5%	
	95	104	
My circle of friends	195	333	528
	11.8%	17.1%	14.7%
	37.0%	63.0%	
	81	116	
My income	46	37	83
	2.8%	1.9%	2.3%
	55.2%	44.8%	
	120	83	
My body, face, hair	43	137	180
	2.6%	7.1%	5.0%
	23.9%	76.1%	
	52	141	
The way I dress	39	89	129
	2.4%	4.6%	3.6%
	30.7%	69.3%	
	67	128	
The way I speak	57	52	109
	3.5%	2.7%	3.0%
	52.2%	47.8%	
	114	88	
My ethnic origins	28	30	59
	1.7%	1.6%	1.6%
	48.1%	51.9%	
	105	96	
None of these	42	25	67
	2.5%	1.3%	1.9%
	62.6%	37.4%	
	136	69	
Grand Total	1650	1944	3594

Choose the THREE facts that are MOST important to you.									
Sum of CWSA	age								
Q18__1	15-17	18-20	21-24	25-34	35-44	45-54	55-64	65+	Grand Tot:
My nationality (English, Welsh, Scottish, Irish)	9	20	18	54	88	129	93	181	592
	5.8%	8.8%	9.6%	9.0%	14.9%	20.6%	18.3%	26.0%	16.5%
	1.6%	3.4%	3.0%	9.2%	14.8%	21.9%	15.7%	30.5%	
	35	54	58	54	91	125	111	158	
Being British	14	22	13	64	80	103	114	212	622
	8.8%	9.7%	7.1%	10.6%	13.6%	16.4%	22.4%	30.5%	17.3%
	2.2%	3.5%	2.1%	10.3%	12.8%	16.6%	18.3%	34.1%	
	51	56	41	61	79	95	129	176	
My county or city (Yorkshire, Lancashire, Derbyshire, Cheshire, Greater Manchester, Merseyside, East of England, London, South East, South West, Midlands, North East, Yorkshire)	9	7	6	23	32	21	25	28	150
	5.8%	2.9%	3.0%	3.8%	5.5%	3.3%	4.8%	4.0%	4.2%
	6.1%	4.4%	3.7%	15.4%	21.5%	13.8%	16.4%	18.7%	
	139	70	72	91	132	79	116	97	
My local area	8	9	6	13	20	29	15	28	128
	4.8%	3.8%	3.1%	2.2%	3.5%	4.6%	2.9%	4.1%	3.6%
	6.0%	6.8%	4.6%	10.2%	15.9%	22.7%	11.6%	22.2%	
	136	108	88	61	97	130	82	115	
Being a parent	1	3	13	117	194	209	184	254	977
	0.9%	1.4%	7.1%	19.4%	33.1%	33.3%	36.3%	36.5%	27.2%
	0.2%	0.3%	1.4%	12.0%	19.9%	21.4%	18.9%	26.0%	
	3	5	26	71	122	122	134	134	
Being European	0	3	0	5	0	4	5	5	22
	0.0%	1.1%	0.2%	0.8%	0.0%	0.7%	1.0%	0.8%	0.6%
	0.0%	11.6%	2.0%	20.9%	0.0%	18.6%	22.8%	24.0%	
	0	185	39	124	0	106	162	124	
My social class	4	5	3	16	8	7	2	7	51
	2.4%	2.0%	1.7%	2.7%	1.3%	1.0%	0.4%	1.0%	1.4%
	7.6%	9.1%	6.4%	32.3%	14.8%	12.9%	3.5%	13.4%	
	172	144	123	192	91	74	25	69	
Being the sex I am	9	18	9	23	16	22	9	22	128
	5.6%	8.2%	4.7%	3.7%	2.8%	3.4%	1.8%	3.1%	3.6%
	7.0%	14.4%	6.9%	17.7%	12.8%	16.9%	7.2%	17.0%	
	158	230	133	105	79	97	51	88	
My skin colour	4	6	1	12	10	6	1	11	51
	2.4%	2.5%	0.7%	2.0%	1.7%	0.9%	0.2%	1.6%	1.4%
	7.6%	11.1%	2.7%	23.9%	20.1%	11.6%	1.8%	21.4%	
	171	176	51	142	123	66	12	111	
My religion	11	20	9	20	22	28	32	66	208
	6.7%	9.1%	4.6%	3.4%	3.8%	4.4%	6.3%	9.5%	5.8%
	5.1%	9.8%	4.1%	9.8%	10.8%	13.3%	15.3%	31.7%	
	116	156	79	58	66	76	108	164	
My tastes	10	19	16	60	44	37	24	19	228
	6.2%	8.4%	8.6%	9.9%	7.5%	5.9%	4.7%	2.7%	6.3%
	4.3%	8.3%	7.0%	26.2%	19.2%	16.2%	10.5%	8.4%	
	97	132	135	156	118	93	74	43	
My occupation	8	9	13	40	22	19	10	9	129
	5.2%	3.9%	6.9%	6.5%	3.7%	3.1%	1.9%	1.2%	3.6%
	6.5%	6.8%	10.0%	30.8%	16.8%	15.0%	7.5%	6.6%	
	146	108	193	183	103	86	53	34	
My standard of living, possessions	11	8	10	21	19	25	18	24	136
	6.9%	3.6%	5.6%	3.4%	3.2%	4.0%	3.5%	3.5%	3.8%
	8.1%	6.0%	7.7%	15.1%	13.7%	18.3%	13.1%	18.0%	
	182	96	148	90	84	105	93	93	
My family history	7	14	12	48	53	64	61	70	328
	4.3%	6.3%	6.3%	7.9%	9.0%	10.2%	12.0%	10.0%	9.1%
	2.1%	4.4%	3.6%	14.6%	16.1%	19.5%	18.6%	21.3%	
	47	69	69	87	99	111	132	110	
My age, stage of life	12	14	8	40	34	48	42	99	297
	7.3%	6.3%	4.2%	6.7%	5.8%	7.6%	8.3%	14.2%	8.3%
	3.9%	4.8%	2.6%	13.6%	11.5%	16.1%	14.1%	33.3%	
	88	77	50	81	71	92	100	172	

My intelligence	32	52	30	107	117	140	106	130	714
	20.3%	22.9%	16.3%	17.7%	20.0%	22.3%	20.9%	18.6%	19.9%
	4.5%	7.2%	4.3%	15.0%	16.4%	19.6%	14.8%	18.2%	
	102	115	82	89	101	112	105	94	
My creative abilities	15	30	17	56	49	74	42	62	344
	9.5%	13.4%	8.9%	9.2%	8.3%	11.8%	8.2%	8.9%	9.6%
	4.4%	8.8%	4.8%	16.2%	14.2%	21.5%	12.1%	18.1%	
	99	139	93	96	87	123	86	93	
My emotions and feelings	33	35	38	101	111	130	68	99	615
	20.5%	15.6%	20.2%	16.7%	18.9%	20.7%	13.4%	14.2%	17.1%
	5.3%	5.7%	6.1%	16.5%	18.0%	21.2%	11.1%	16.1%	
	120	91	118	98	110	121	78	83	
My imagination and fantasy	17	21	6	36	31	21	10	12	155
	10.6%	9.3%	3.1%	6.0%	5.3%	3.4%	2.0%	1.8%	4.3%
	10.9%	13.6%	3.7%	23.5%	19.9%	13.7%	6.7%	8.0%	
	247	216	72	140	122	78	48	41	
My practical abilities	5	8	7	33	37	45	42	78	255
	3.0%	3.4%	3.7%	5.4%	6.4%	7.1%	8.3%	11.3%	7.1%
	1.9%	3.0%	2.7%	12.9%	14.7%	17.5%	16.5%	30.8%	
	42	48	52	77	90	100	117	159	
My political convictions	2	2	3	17	15	14	25	18	97
	1.5%	0.7%	1.8%	2.8%	2.6%	2.2%	5.0%	2.6%	2.7%
	2.4%	1.6%	3.4%	17.5%	15.6%	14.5%	26.4%	18.6%	
	55	25	66	104	96	83	187	96	
My educational achievement	19	15	16	21	14	12	10	6	114
	11.9%	6.8%	8.5%	3.5%	2.4%	1.9%	2.0%	0.9%	3.2%
	16.7%	13.5%	13.9%	18.4%	12.4%	10.6%	8.9%	5.7%	
	378	215	268	109	76	61	63	29	
My interests	52	45	37	115	111	95	75	77	607
	32.5%	20.1%	20.0%	19.0%	18.9%	15.1%	14.8%	11.0%	16.9%
	8.5%	7.5%	6.1%	18.9%	18.3%	15.7%	12.3%	12.7%	
	192	119	118	112	112	90	87	65	
My principles and values	36	42	34	139	176	213	192	203	1036
	22.4%	18.8%	18.3%	23.0%	30.1%	33.9%	37.9%	29.2%	28.8%
	3.4%	4.1%	3.3%	13.4%	17.0%	20.6%	18.6%	19.6%	
	78	65	63	80	104	118	131	101	
My circle of friends	34	33	30	74	77	78	76	126	528
	21.3%	14.5%	15.9%	12.3%	13.2%	12.4%	15.0%	18.2%	14.7%
	6.4%	6.2%	5.6%	14.1%	14.6%	14.8%	14.4%	23.9%	
	145	99	108	84	90	84	102	124	
My income	4	7	3	18	10	14	10	17	83
	2.8%	2.9%	1.4%	2.9%	1.8%	2.2%	2.0%	2.4%	2.3%
	5.4%	8.1%	3.2%	21.2%	12.5%	17.0%	12.6%	20.0%	
	122	128	61	126	77	97	89	103	
My body, face, hair	10	37	16	41	21	29	13	14	180
	6.5%	16.3%	8.5%	6.8%	3.6%	4.5%	2.5%	2.1%	5.0%
	5.8%	20.4%	8.8%	22.7%	11.5%	15.8%	7.0%	7.9%	
	130	325	169	135	71	90	49	41	
The way I dress	15	19	12	29	18	11	8	17	129
	9.5%	8.6%	6.2%	4.8%	3.0%	1.8%	1.6%	2.4%	3.6%
	11.8%	15.1%	9.0%	22.5%	13.7%	8.7%	6.2%	13.2%	
	266	240	173	133	84	50	44	68	
The way I speak	1	10	5	22	16	22	12	21	109
	0.9%	4.5%	2.7%	3.6%	2.7%	3.5%	2.3%	3.1%	3.0%
	1.4%	9.3%	4.6%	20.2%	14.2%	20.2%	10.5%	19.6%	
	31	149	89	120	87	115	74	101	
My ethnic origins	3	8	3	12	14	5	5	9	59
	1.9%	3.6%	1.6%	2.0%	2.3%	0.8%	1.0%	1.3%	1.6%
	5.1%	13.9%	5.1%	20.2%	23.2%	9.0%	8.6%	15.1%	
	115	222	98	120	142	51	61	78	
None of these	5	7	9	17	8	11	7	4	67
	3.0%	2.9%	5.0%	2.7%	1.4%	1.7%	1.3%	0.6%	1.9%
	7.1%	9.9%	14.0%	24.7%	12.2%	16.3%	10.2%	5.7%	
	160	157	269	146	75	93	72	30	
Grand Total	159	226	186	605	586	628	508	696	3594
	4.4%	6.3%	5.2%	16.8%	16.3%	17.5%	14.1%	19.4%	



Choose the THREE facts that are MOST important to you.					
Sum of CWSA	class				
Q18_1	AB	C1	C2	DE	Grand Tot
My nationality (English, Welsh, etc)	125	193	124	150	592
	12.5%	16.8%	18.5%	19.3%	16.5%
	21.1%	32.7%	20.9%	25.3%	
	76	102	112	117	
Being British	138	179	144	161	622
	13.9%	15.5%	21.5%	20.8%	17.3%
	22.2%	28.7%	23.1%	25.9%	
	80	90	124	120	
My county or city (Yorkshire, London, e	30	61	29	30	150
	3.0%	5.3%	4.3%	3.8%	4.2%
	19.9%	40.9%	19.4%	19.8%	
	72	128	104	92	
My local area	32	35	25	36	128
	3.2%	3.0%	3.7%	4.6%	3.6%
	25.4%	27.4%	19.4%	27.8%	
	91	85	104	129	
Being a parent	250	273	217	237	977
	25.0%	23.7%	32.3%	30.7%	27.2%
	25.6%	28.0%	22.2%	24.3%	
	92	87	119	113	
Being European	9	5	2	5	22
	0.9%	0.4%	0.3%	0.7%	0.6%
	41.9%	23.2%	10.4%	24.4%	
	151	73	56	113	
My social class	18	20	2	11	51
	1.8%	1.7%	0.3%	1.5%	1.4%
	35.4%	38.9%	3.4%	22.2%	
	128	122	18	103	
Being the sex I am	25	52	19	32	128
	2.5%	4.5%	2.9%	4.1%	3.6%
	19.2%	40.5%	15.2%	25.1%	
	69	126	82	116	
My skin colour	10	18	10	12	51
	1.0%	1.6%	1.5%	1.6%	1.4%
	20.3%	36.0%	19.7%	24.0%	
	73	112	106	111	
My religion	69	80	21	38	208
	6.9%	7.0%	3.1%	4.9%	5.8%
	33.3%	38.5%	10.1%	18.1%	
	120	120	54	84	
My tastes	56	77	44	51	228
	5.6%	6.7%	6.6%	6.6%	6.3%
	24.6%	33.8%	19.3%	22.3%	
	89	106	104	103	
My occupation	51	41	24	13	129
	5.1%	3.6%	3.5%	1.7%	3.6%
	39.8%	31.8%	18.4%	10.1%	
	143	99	98	47	
My standard of living, possessions	50	40	25	21	136
	5.0%	3.5%	3.7%	2.7%	3.8%
	36.5%	29.6%	18.5%	15.4%	
	131	92	99	72	
My family history	78	95	71	84	328
	7.8%	8.3%	10.6%	10.8%	9.1%
	23.9%	29.0%	21.6%	25.5%	
	86	90	116	118	
My age, stage of life	88	105	55	49	297
	8.8%	9.1%	8.3%	6.3%	8.3%
	29.7%	35.2%	18.7%	16.4%	
	107	110	100	76	

My intelligence	255	223	105	132	714
	25.5%	19.3%	15.6%	17.0%	19.9%
	35.7%	31.2%	14.7%	18.5%	
	128	97	79	86	
My creative abilities	95	105	71	73	344
	9.5%	9.2%	10.6%	9.4%	9.6%
	27.5%	30.6%	20.7%	21.1%	
	99	96	111	98	
My emotions and feelings	155	202	108	150	615
	15.5%	17.5%	16.1%	19.3%	17.1%
	25.2%	32.8%	17.6%	24.4%	
	91	102	94	113	
My imagination and fantasy	46	47	34	28	155
	4.6%	4.1%	5.0%	3.7%	4.3%
	29.5%	30.3%	21.8%	18.4%	
	106	95	117	85	
My practical abilities	76	84	54	41	255
	7.6%	7.3%	8.1%	5.3%	7.1%
	29.8%	32.9%	21.3%	16.0%	
	107	103	114	74	
My political convictions	28	31	13	24	97
	2.8%	2.7%	2.0%	3.1%	2.7%
	29.3%	31.7%	13.9%	25.0%	
	106	99	75	116	
My educational achievements	51	34	18	11	114
	5.1%	3.0%	2.6%	1.4%	3.2%
	45.0%	30.1%	15.6%	9.3%	
	162	94	83	43	
My interests	190	184	108	125	607
	19.0%	16.0%	16.2%	16.1%	16.9%
	31.3%	30.3%	17.9%	20.5%	
	113	95	96	95	
My principles and values	312	361	173	191	1036
	31.2%	31.4%	25.8%	24.6%	28.8%
	30.1%	34.8%	16.7%	18.4%	
	108	109	89	85	
My circle of friends	151	186	87	105	528
	15.1%	16.1%	13.0%	13.5%	14.7%
	28.5%	35.2%	16.5%	19.8%	
	103	110	88	92	
My income	28	14	19	22	83
	2.8%	1.2%	2.8%	2.8%	2.3%
	34.3%	16.7%	22.7%	26.3%	
	123	52	122	122	
My body, face, hair	54	61	29	36	180
	5.5%	5.3%	4.3%	4.6%	5.0%
	30.2%	33.9%	16.2%	19.7%	
	109	106	87	92	
The way I dress	38	42	19	29	129
	3.8%	3.7%	2.9%	3.8%	3.6%
	29.6%	32.9%	14.9%	22.6%	
	106	103	80	105	
The way I speak	31	37	17	24	109
	3.1%	3.2%	2.6%	3.1%	3.0%
	28.6%	33.6%	15.8%	22.0%	
	103	105	85	102	
My ethnic origins	10	31	7	11	59
	1.0%	2.7%	1.1%	1.4%	1.6%
	17.3%	52.3%	12.4%	18.0%	
	62	163	67	83	
None of these	16	24	8	19	67
	1.6%	2.1%	1.3%	2.4%	1.9%
	23.6%	35.6%	12.6%	28.2%	
	85	111	68	131	
Grand Total	998	1151	670	775	3594